



Brief Overview | 2018

WEH[®] CONNECTOR SOLUTIONS

for pressure-tight connections in seconds



powered by
EXCELLENCE

WEH® Quick Connectors

for pressure and function testing, filling and plugging









Internal or external threads, beads or straight tubes: WEH offers a solution for almost every application where a connection is needed. Suitable testing and/or filling connectors are available for each type of connection. Customer-tailored solutions can be designed for special applications, even for small quantities.



As a long standing partner to the international automotive, hydraulic and other manufacturing industries, our experts have developed advanced solutions to make production processes faster, cost effective and more efficient.

Overview of WEH[®] Connectors

Many connection and application possibilities

Type	max. allowable operating pressure bar	External thread	Internal thread	Straight tubes	Bores	Swages / Flares	Beads	Collars	Barbs
									
- TW17	350		✓						
- TW19	350		✓						
- TW05	5 - 12		✓						
- TW26	50		✓						
- TW03	345		✓						
- TW18	350	✓				✓	✓	✓	✓
- TW04	345	✓							
- TW800	50	✓				✓	✓	✓	✓
- TW850	630	✓				✓	✓	✓	✓
- TW130	350	✓*	✓*			✓	✓	✓	✓*
- TW131	50	✓*	✓*			✓	✓	✓	✓*
- TW132	50	✓*	✓*			✓	✓	✓	✓*
- TW141	100			✓					
- TW221	3			✓	✓	✓	✓	✓	✓
- TW230	70			✓	✓			✓	✓
- TW231	70			✓	✓	✓	✓	✓	✓
- TW241	70			✓					
- TW01	9		✓	✓	✓	✓	✓	✓	✓
- TW02	35	(✓)		✓		✓	✓	✓	✓
- TW710	10						✓		✓
- TW711	10	(✓)					✓		✓
- TW712	10	(✓)					✓		✓
- TW713	10	(✓)					✓		✓
- TW723	10	✓				✓	✓	✓	✓
- TW714	10	for 'John-Guest' connections							

* The test piece profile must allow a firm grip!

Automated versions are also possible for many types of connector. Please contact us!



The original WEH® Jaw locking mechanism

For a perfect connection in seconds

A major part of the connectors have the unique WEH® Jaw locking mechanism developed by WEH. Hard wearing jaws clamp securely and safely onto a large variety of different connections, including internal and external threads, straight tubes, tube ends and bores among others. You do not need to attach a matching counterpiece to the component being checked. The connectors fit directly onto the test piece.

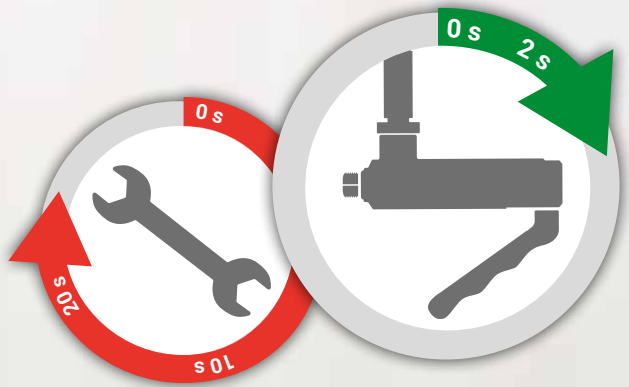
Laborious screwing and unscrewing of hoses is eliminated and the operators' joints are spared. The latest sealing technology provides a pressure-tight connection for your application. This means that additional Teflon strips or filler are not necessary.

The wear on the connecting piece is also minimised and deformations reduced through the low contact pressure compared with ball-type and screw-on connections.



Your advantages

- 1 Connection in seconds
WITHOUT hand-tightening
- 2 No time-consuming hand-tightening
- 3 Reduced connection time
- 4 Time and cost savings



- 5 Increased productivity
- 6 Spares the operators' joints
- 7 Easy and comfortable operation





WEH[®] Quick Connectors

for internal and external threads

Connection in seconds with WEH[®] Connectors

It does not matter if you are dealing with internal or external threads, WEH's test connectors ensure a pressure-tight connection in seconds, without the need for time-consuming tightening and loosening. Depending on the application, clamping jaws grip firmly into or onto the counterpiece, creating a secure connection.

To ensure that connector handling is as simple as possible and that connectors are suitable for a multitude of use cases, WEH[®] Connectors are available with the widest possible range of actuations, making them ideal for manual, pneumatic and fully automatic testing.

Connection solutions include testing of pressure vessels, fluid lines, hydraulic and pneumatic components, engines and many other automotive components.



Usability



Quality



Safety



Efficiency



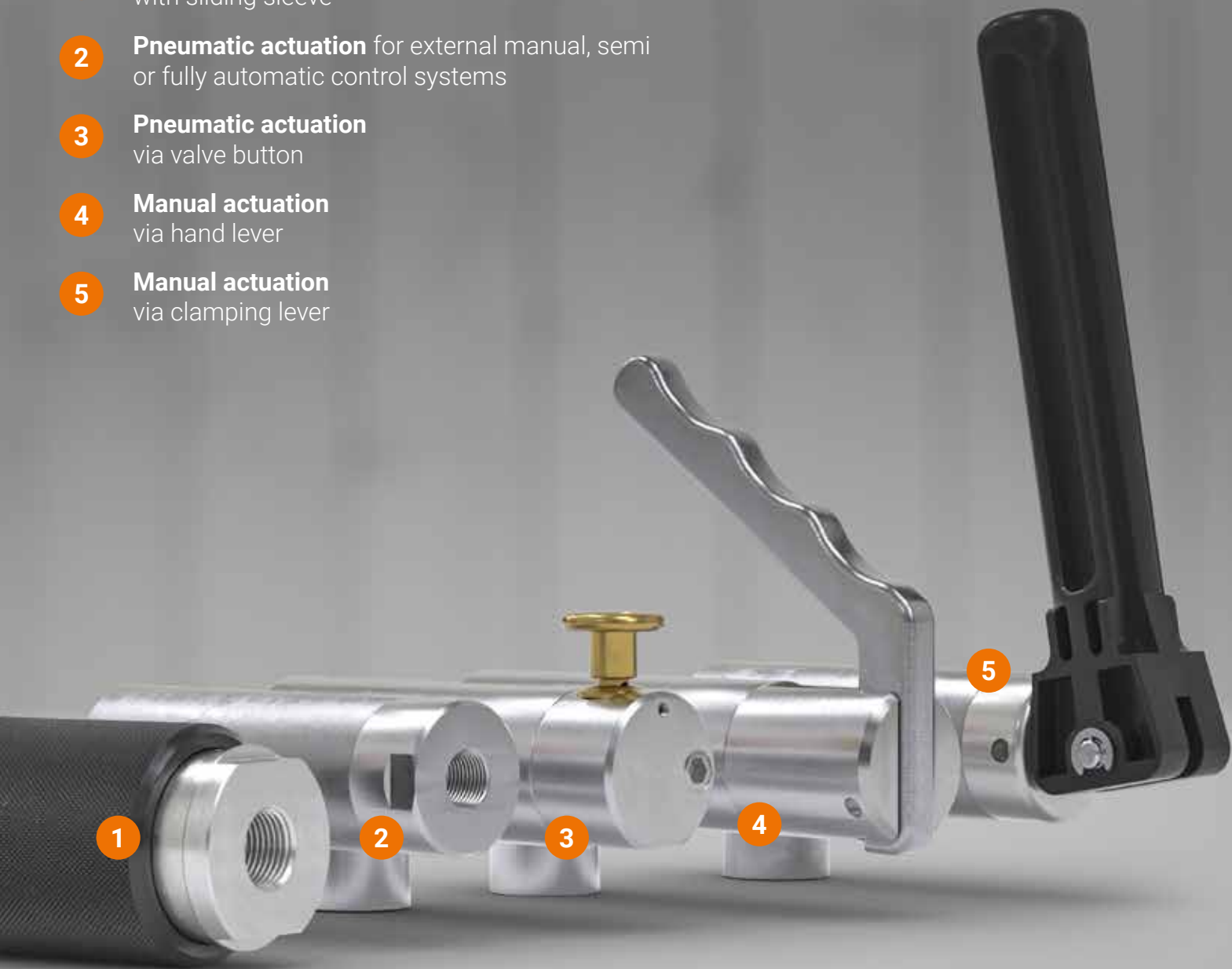
Easy of
maintenance



ECO
friendliness

Actuations

- 1 **Manual actuation**
with sliding sleeve
- 2 **Pneumatic actuation** for external manual, semi
or fully automatic control systems
- 3 **Pneumatic actuation**
via valve button
- 4 **Manual actuation**
via hand lever
- 5 **Manual actuation**
via clamping lever



WEH® Quick Connectors

for internal and external thread



WEH® TW17

Quick connector for pneumatic and hydraulic pressure and function testing of components with internal thread, e.g. engines, cylinders, pressure vessels, hoses, fixtures, etc.

Operating Pressure:

Vacuum up to max. 350 bar

Actuations:

H = manual actuation via hand lever

V = pneumatic actuation via valve button

P = pneumatic actuation for external manual, semi or fully automatic control systems

Connects to:



WEH® TW05

Quick connector for pneumatic pressure and function testing of components with internal thread, e.g. cylinders, valves, fixtures, pivot drives etc.

Operating Pressure:


5 - 12 bar compressed air

Actuation:

Manual actuation via sliding sleeve

Connects to:





WEH® TW18

Quick connector for pneumatic and hydraulic pressure and function testing of components with external thread, e.g. engines, cylinders, pressure vessels, hoses, fixtures, etc.

Operating Pressure:

Vacuum up to max. 350 bar

Actuations:

H = manual actuation via hand lever

V = pneumatic actuation via valve button

P = pneumatic actuation for external manual, semi or fully automatic control systems

Connects to:



WEH® TW19

Quick connector for pneumatic and oil-hydraulic pressure and function testing of components with internal thread, e.g. hydraulic aggregates.

Operating Pressure:

Vacuum up to max. 350 bar

Actuation:


Manual actuation via clamping lever

Connects to:



WEH® Quick Connectors

for internal and external thread



WEH® TW26

Quick connector for pneumatic and hydraulic pressure and function testing with liquid and gaseous media of components with internal thread.

Operating Pressure:

Max. 50 bar

Pilot pressure:

6 - 12 bar compressed air

Actuation:

Pneumatic actuation

Connects to:



WEH® TW03

Quick connector for pressure and vacuum testing of components with internal thread, e.g. fittings, fixtures, tubes, boilers, tanks, radiators, etc.


Operating Pressure:

Vacuum up to max. 345 bar

Actuation:

Hand-tightening

Connects to:





WEH® TW04

Quick connector for pressure and vacuum testing of components with external thread, e.g. fittings, fixtures, tubes, boilers, tanks, radiators, etc.

Operating Pressure:

Vacuum up to max. 345 bar

Actuation:

Hand-tightening

Connects to:





WEH[®] Universal Connectors

for threads, tubes, beads, swages / flares, collars etc.

Aside from quick connectors for standardised threaded connections, we provide a multitude of universal connectors that can be connected using every imaginable connection configuration, including, for example,

Hose connections using collars, beads or rims, straight tubes, bores, internal or external grooves, flange connections, cartridge valves, and much more.

WEH's universal quick connectors are the ideal tool for vacuum and helium testing, and for leakage, pressure and functional testing in the manufacturing industry, the automotive sector and with refrigeration and air conditioning technology.



Usability



Quality



Safety



Efficiency



Easy of
maintenance



ECO
friendliness





- ▶ For tube \varnothing from 0.8 mm to 77.0 mm
- ▶ Wide range of tube tolerances up to ± 0.25 mm
- ▶ No seal adjustments required
- ▶ Large variety of connection possibilities



WEH® Universal Connectors

for threads, beads, tubes, etc.



WEH® TW221

Quick connector for pressure and vacuum testing of straight tubes and bores (sealing the internal tube diameter), as for example pressure vessels, valves, transducers, compressors, condensers, tubing systems etc.



Operating Pressure:

Max. 3 bar

Actuation:

Manual actuation via clamping lever

Connects to:



WEH® TW230

Quick connector for pressure and vacuum testing of straight tubes and bores (sealing the internal tube diameter), as for example underwater, pressure decay and helium testing, heat exchangers, pressure vessels, valves, transducers, compressors, condensers, evaporation coils, component and tubing systems, air conditioners, heating systems etc.

Operating Pressure:

Vacuum up to max. 70 bar

Actuation:

Manual actuation via clamping lever

Connects to:





WEH® TW231

Quick connector for pressure and vacuum testing of straight tubes with expanded tube ends (sealing the internal tube diameter), as for example copper tubes in tubing and heating systems; heat exchangers, air conditioners, compressors, components with tube connection etc.


Operating Pressure:

Vacuum up to max. 70 bar

Actuation:

Manual actuation via clamping lever

Connects to:



WEH® TW241

Quick connector for pressure and vacuum testing of components with straight tube connection (sealing on external tube diameter) as for example heat exchangers, pressure vessels, valves, transducers, compressors, condensers, evaporation coils, tubing systems, air conditioners, heating systems etc.

Operating Pressure:

Vacuum up to max. 70 bar

Actuation:


Manual actuation via clamping lever

Connects to:



WEH® Universal Connectors

for threads, beads, tubes, etc.



WEH® TW800

Quick connector for pressure and function testing of components with bead, rim, collar, flange, stub or external thread, e.g. pressure vessels, compressors, heat exchangers, measuring devices, hoses, tubes, tanks, etc.

Operating Pressure:

Vacuum up to max. 50 bar

Actuation:

Manual actuation via sliding sleeve

Connects to:



WEH® TW850

Quick connector for pressure and function testing of components with bead, rim, collar, flange, stub or external thread, e.g. pressure vessels, compressors, heat exchangers, measuring devices, hoses, tubes, tanks, etc.

Operating Pressure:

Vacuum up to max. 630 bar

Actuation:

Manual actuation via sliding sleeve

Connects to:







WEH® TW800 | All-rounders

The TW800 test connector has proven itself as an all-round tool for the automotive industry. It is used, among other things, for the leak testing of fuel connectors, engines, compressors or for hot tests on the radiators of diesel engines and engine test stands.

But it has also proven itself as the ideal tool for refrigeration and air conditioning technology and in manufacturing.

WEH® Universal Connectors

for threads, beads, tubes, etc.



WEH® TW130

Quick connector for pressure and function testing of components with banjo tube connections and hose / tube connections with sleeve nuts, e.g. for heat exchangers, high pressure hoses etc.

Operating Pressure:

Max. 350 bar

Pilot pressure:

6 - 8 bar

Actuation:

Pneumatic actuation via valve button

Connects to:

Banjo tube connections,
hose / tube connections
with sleeve nuts etc.

WEH® TW131

Quick connector for pressure and function testing of components with banjo tube connection, hose and tube connection, e.g. for heat exchangers, etc.

Operating Pressure:

Max. 50 bar

Actuation:

Manual actuation via sliding sleeve

Connects to:

Banjo tube connections,
hose / tube connections
with sleeve nuts etc.





WEH® Universal Connectors

for threads, beads, tubes, etc.



WEH® TW132

Quick connector for pressure and function testing of components with banjo tube connections, hose / tube connections with sleeve nuts, e.g. for heat exchangers, high pressure hoses etc.

Operating Pressure:

Max. 50 bar

Pilot pressure:

6 - 8 bar

Actuation:

Pneumatic actuation

Connects to:

Banjo tube connections,
hose / tube connections
with sleeve nuts etc.

WEH® TW141

Quick connector for pressure and function testing of components with straight tube connection (sealing on external tube diameter), as for example leak testing of heat exchangers, air conditioning components and tube assemblies.

Filling of closed cooling circuits with refrigerants.

Operating Pressure:


Vacuum up to max. 100 bar

Actuation:

Manual actuation via hand lever

Connects to:





WEH® TW01

Quick connector for pressure and vacuum testing in straight tubes, in bores and on components with internal thread. Leak testing: Pressure decay, underwater / helium tests.

Other applications: Filling, pressure and function tests, flushing, etc. Components: Vessels, plastic vessels, medical components, valves, pumps, filter, pressure vessels, tube connections, etc.

Operating Pressure:

Vacuum up to max. 9 bar


Pilot pressure:

4 - 12 bar compressed air

Actuation:

Pneumatic actuation

Connects to:



WEH® TW02

Quick connector for pressure and vacuum testing of straight tubes, hoses and components with bead or collar. Special versions, e.g. twin connectors are available on request.

Operating Pressure:

Vacuum up to max. 35 bar

Pilot pressure:

4 - 12 bar compressed air

Actuation:

Pneumatic actuation

Connects to:





WEH® Fuel Connectors

for the automotive industry

Easy & safe testing of automotive components

In the automotive industry there are lots of components that need to be checked during the production process for proper sealing and correct functioning without disrupting the production process. As very large numbers of such parts sometimes need to be tested, the efficiency of such tests is a very important factor.

The many applications for our connectors in the automotive industry were a decisive factor in the decision to create an own product line of fuel connector products, which have proven themselves in automated leak testing in particular. That is why WEH® Quick Connectors have been a standard tool in the international automotive industry for many years now.



Usability



Quality



Safety



Efficiency



Easy of
maintenance



ECO
friendliness



WEH® TW710

Quick connector for pressure and function testing of fuel lines with bead or collar.

Operating Pressure:

Max. 10 bar

Medium:

Petrol, Diesel, compressed air

Actuation:

Manual actuation via sliding sleeve

Connects to:



WEH® TW711

Quick connector for pressure and function testing of fuel lines with bead or collar. External thread on request.

Operating Pressure:

Max. 10 bar

Medium:

Petrol, Diesel, compressed air

Actuation:


Manual actuation via sliding sleeve

Connects to:



WEH® Fuel Connectors

for the automotive industry



WEH® TW712

Quick connector for pressure and function testing of fuel lines with bead or collar. External thread on request.

Operating Pressure:

Max. 10 bar


Medium:

Petrol, Diesel, compressed air

Actuation:

Manual actuation via sliding sleeve

Connects to:



WEH® TW713

Quick connector for pressure and function testing of fuel lines with bead or collar. External thread on request.

Operating Pressure:

Max. 10 bar

Pilot pressure:

Max. 6 bar

Medium:

Petrol, Diesel, compressed air

Actuation:

Pneumatic actuation

Connects to:





WEH® TW714

Quick connector for pressure and function testing at 'John-Guest' connections. The TW714 is equipped with an automatic shut off valve, an unlocking device to release the connector on test completion.

Operating Pressure:

Max. 10 bar

Medium:

Petrol, Diesel, compressed air

Actuation:

Manual actuation via sliding sleeve

Connects to:

„John-Guest“

WEH® TW723



Quick connector for pressure and function testing of fuel lines with bead, collar or external thread. Special version for connection to rubber fuel hoses is also available.

Operating Pressure:

Max. 10 bar

Medium:

Petrol, Diesel, compressed air

Actuation:

Manual actuation via sliding sleeve

Connects to:





Customer-tailored solutions

based on individual customer requirements

Can't find a standard solution for your application? No problem!

One of the strengths of WEH is precisely its ability to deal with applications for which no standard connector is available. In addition to a comprehensive standard programme, WEH also realises a wide range of customised solutions by request.

Over the years, a mass of specialised connectors have been developed for the widest possible variety of applications, including twin and multiple connectors, compact and extended connectors for testing bathroom fittings, steering systems, oil sumps, pressure transducers or for filling oil coolers.



Usability



Quality



Safety



Efficiency



Easy of
maintenance



ECO
friendliness

Twin Connectors

For pressure and leak testing pieces for which clearance distances are not sufficient to allow the use of two separate connectors. In such situations twin connectors can be useful for simultaneous connection to two threads, bore holes, etc.



*TW17V Twin Connector
for internal threads*



*TW01 Twin Connector
for bores*



*TW02 Twin Connector
for straight tubes*

Multi Connectors

For pressure and leak testing pieces for which clearance distances are not sufficient to allow the use of several separate connectors.

Multiple connectors are available for a variety of connection types and with a range of different actuation systems.



*TW130 Multi Connector
for bores*



*TW01 Multi Connector
for bores*



TW17V Multi Connector

Customer-tailored solutions

based on individual customer requirements

Extended Connectors


WEH® Connectors with extensions for pressure and leak testing allow connection in seconds despite limited available space and possible awkward angles - with no need for time-consuming hand-tightening effort.



*TW17P Extended Connector
for internal threads*



*TW850 Extended Connector
for external threads*



*TW03 Screw Connector with
extension for internal threads*



More customised solutions

As specialist in connection technology, WEH provides many more customised solutions in response to our customers' specialised needs for the widest possible variety of use cases.



TW751 for testing of pressure gauges up to 1000 bar



TW723 for testing of rubber fuel hoses that are used on engines



TW850 for testing of diesel injectors up to 2600 bar



Quality at WEH

- Made in Germany -

Market proven technology for more than 40 years

WEH has long set the benchmark for quality. The innovative product range 'Made in Germany' is manufactured from high-grade material and meets with highest quality standards.

Customer satisfaction and operator safety are our top priority. Our commitment to high quality is firmly embedded in our corporate processes throughout the whole life cycle of our products - from design through manufacturing to service. Subjecting each product to the strictest quality and safety tests is for us a matter of course.

The result of this philosophy?

Product solutions standing out for high quality and optimum safety providing numerous advantages:

- ▶ **Low down time**
- ▶ **Cost reduction and enhanced productivity**
- ▶ **Reliability and unique ease of operation**

Certified quality management

Our quality standard is certified according to the highest requirements of recognised quality standards:

- ▶ **ISO 9001:2015**
- ▶ **European Pressure Equipment Directive 2014/68/EU**



Environmental Management at WEH

Environmentally responsible behaviour plays a significant part in our corporate philosophy. This applies to all business segments, whether for product development, manufacturing processes, logistics, administration or finances. We are striving for optimum use of resources for the manufacture of our products.

For more than 40 years, we have seen it as an obligation to develop and manufacture innovative products actively contributing to the protection of our environment.



WEH® Customer Service See for yourself!

In addition to their extensive range of products, WEH - a world specialist in connection technology - can also meet customer's special requirements with innovative solutions.

Wherever pressure-tight connections have to be established and testing procedures automated, we can supply the right solution for your application. Working in collaboration with our customers on demanding applications is our speciality.

Our portfolio of advanced connector solutions provides ample evidence of the innovative technology of WEH® Products. Find out for yourself!!



Contact

For questions and further information, please do not hesitate to contact us.

Manufacturer:

WEH GmbH Precision Connectors

Josef-Henle-Str. 1
89257 Illertissen / Germany

Phone: +49 (0) 7303 9609-0

Fax: +49 (0) 7303 9609-9999

Email: sales@weh.com

www.weh.com